



LILLNORD

next generation cooling technologies

Manual

Download program from USB key

Index:

Save your own settings3

Transfer program from USB4

 Back-up of old program5

 Loading of new program.....6

 Loading your own settings.....7

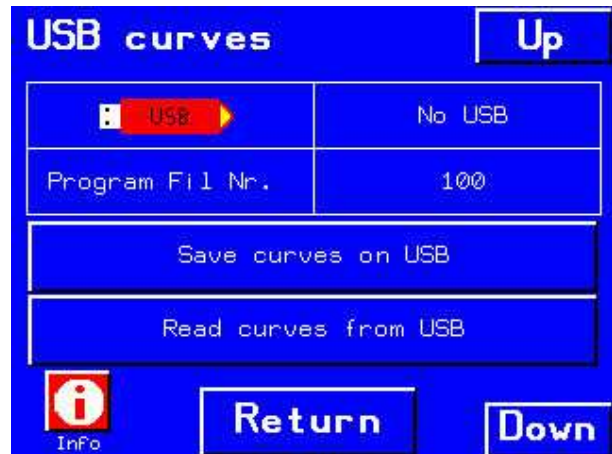
Save your own settings

Insert USB key:

Before you load the new programme it will be a good idea to save the old programme and curves on the USB key

Refer manual: Menu / File

If the old programme and curves are not to be saved, jump to page 4.

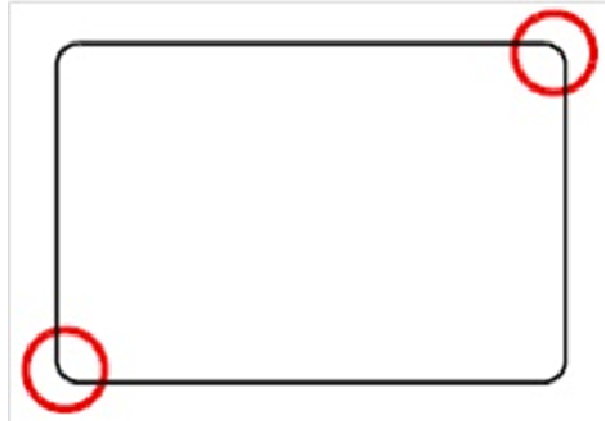


Download programme from USB

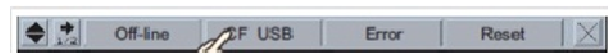
Insert USB key.

Touch the upper right hand corner and subsequently the lower left hand corner within 0,5 second in order to go Offline.

Note: Touch the screen as close to the two corners as possible otherwise it cannot switch to Offline. You will most probably have to try a few times before succeeding.



At the bottom of the screen this beam appears



Touch USB first and then USB Start-up



Download old programme from USB

Back-up of old programme:

This screen appears

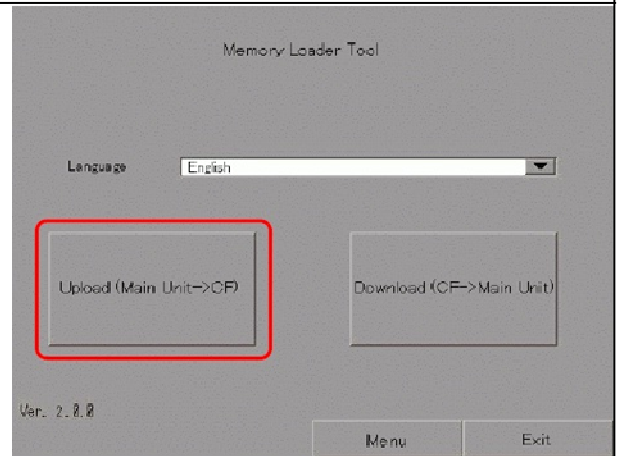
Select language.

To avoid problems you should do the following first:

Make a back-up of the programme

Press Upload

Next screen appears.



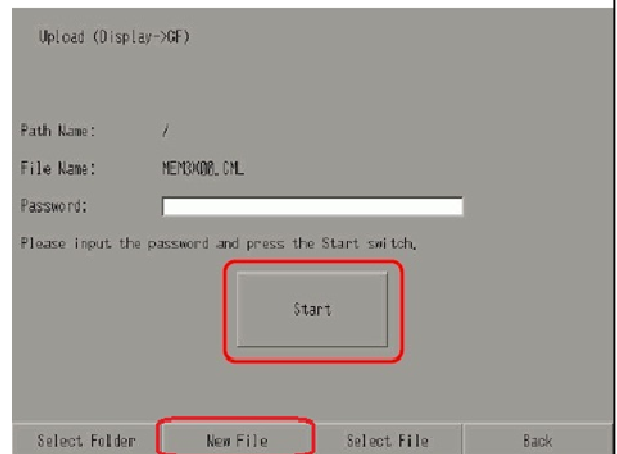
On this screen press New File.

Rename the copy by pressing the box with the current name. A keyboard appears. Give the file a new name and press ENT.

Press Enter

You are now back in the screen shown.

Press Start and the programme is now uploaded to USB



To be able to download the new programme, press: Back / Back

Download new programme from USB

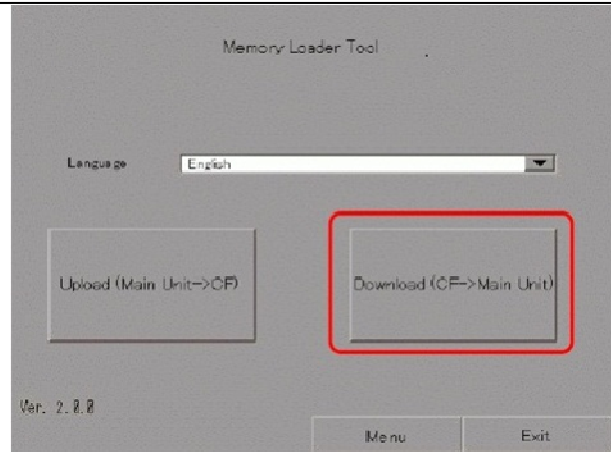
Loading of new program:

You are now back at this screen.

Select Language.

Press Download

Next screen appears



In this screen press Select File.

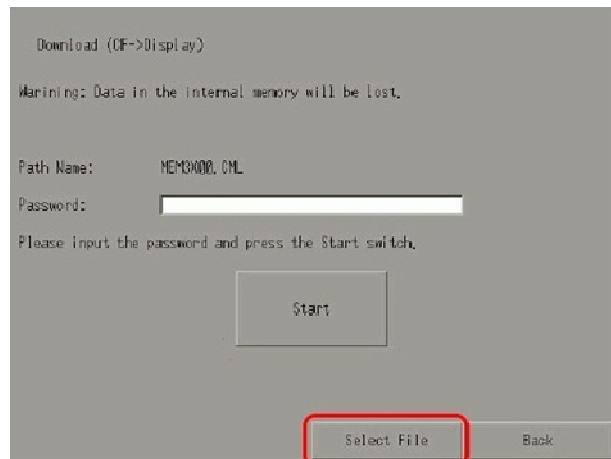
The requested file is selected.

Press Enter.

Press Start.

Box stating "Do you want to download the data?" is opened. Press Yes.

Data is loaded.



Download new programme from USB

Loading of new program:

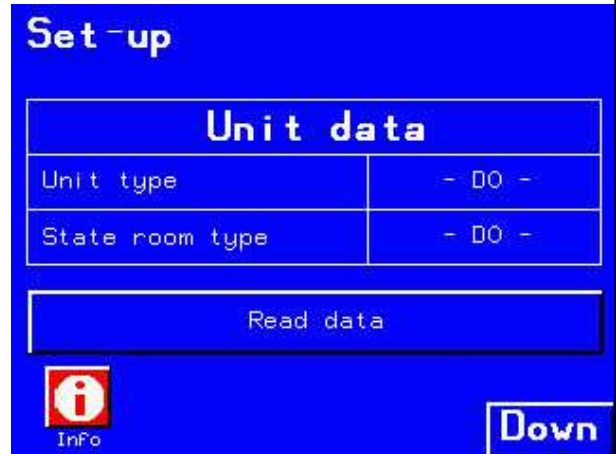
When data is loaded, press: Back/Back/Exit.

Box stating "Are you sure to restart the System?" appears. Press Yes

Now this menu appears

See Manual:

Menu / Setup / Room



Loading your own settings:

Have you saved your own settings on the USB remember to reload them.

Refer Manual: Menu / Files

